

PUBLIC EXPOSE

PT DIAN SWASTATIKA SENTOSA TBK

30 March 2024



Agenda

- COMPANY OVERVIEW
- OPERATIONAL REVIEW FY2023
- FINANCIAL REVIEW FY2023
- BUSINESS STRATEGY
- CORPORATE GOVERNANCE
CORPORATE SOCIAL AND ENVIRONMENTAL RESPONSIBILITY
AWARDS



Agenda

- **COMPANY OVERVIEW**
- OPERATIONAL REVIEW FY2023
- FINANCIAL REVIEW FY2023
- BUSINESS STRATEGY
- CORPORATE GOVERNANCE
CORPORATE SOCIAL AND ENVIRONMENTAL RESPONSIBILITY
AWARDS



Business Lines




**Coal Mining and
Trading**



**Power and Steam
Generation**

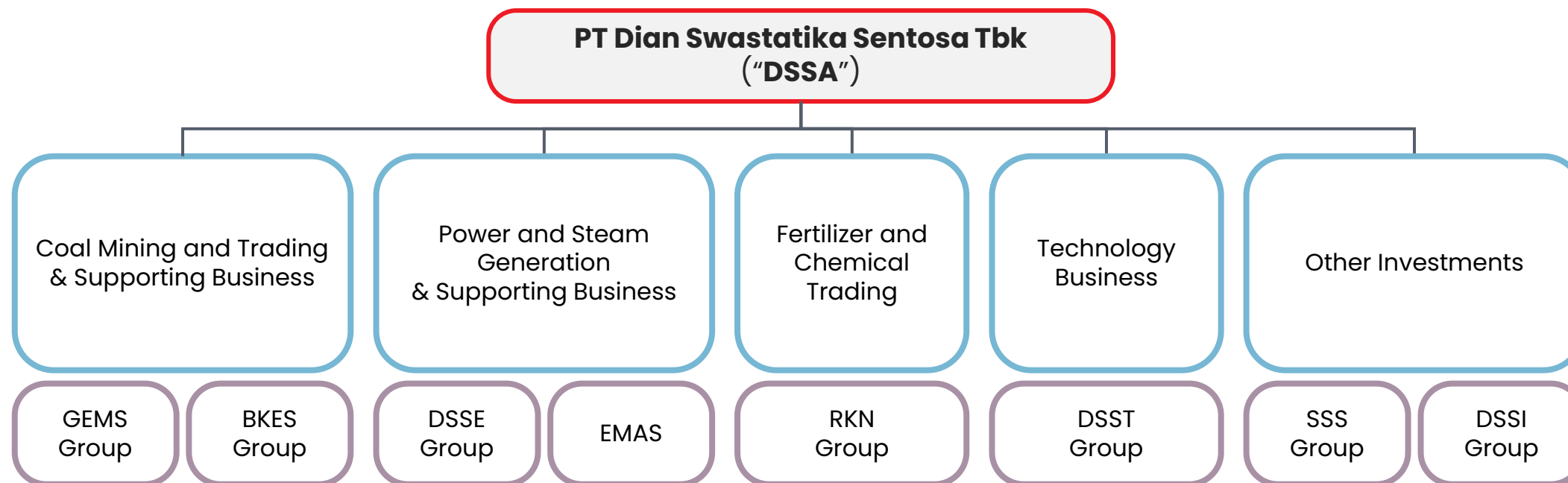


**Fertilizer and
Chemical Trading**



Technology

Corporate Structure (as of December 31, 2023)



Coal Mining and Trading

GEMS : PT Golden Energy Mines Tbk
BKES : PT Bumi Kencana Eka Sejahtera

Power and Steam Generation

DSSE : PT DSSE Energi Mas Utama
EMAS : PT Energi Mas Anugerah Semesta

Technology Business

DSST : PT DSST Mas Gemilang

Fertilizer and Chemical Trading

RKN : PT Rolimex Kimia Nusamas

Other Investments

SSS : PT Sinarmas Sukses Sejahtera
DSSI : PT DSSA Mas Infrastruktur

No. of subsidiaries : **90** entities
No. of employees : **2,368** persons

Agenda

○ COMPANY OVERVIEW

● **OPERATIONAL REVIEW FY2023**

○ FINANCIAL REVIEW FY2023

○ BUSINESS STRATEGY

○ CORPORATE GOVERNANCE
CORPORATE SOCIAL AND ENVIRONMENTAL RESPONSIBILITY
AWARDS

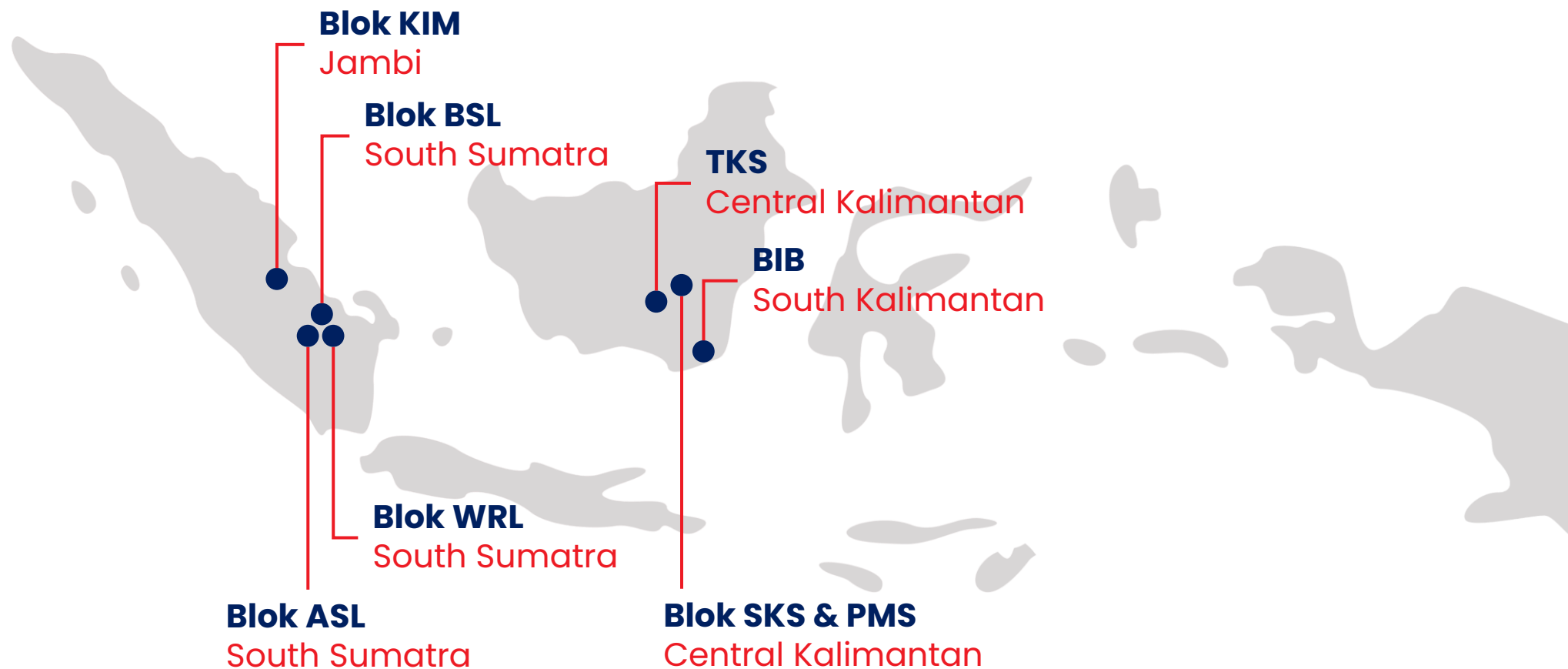




Coal Mining and Trading

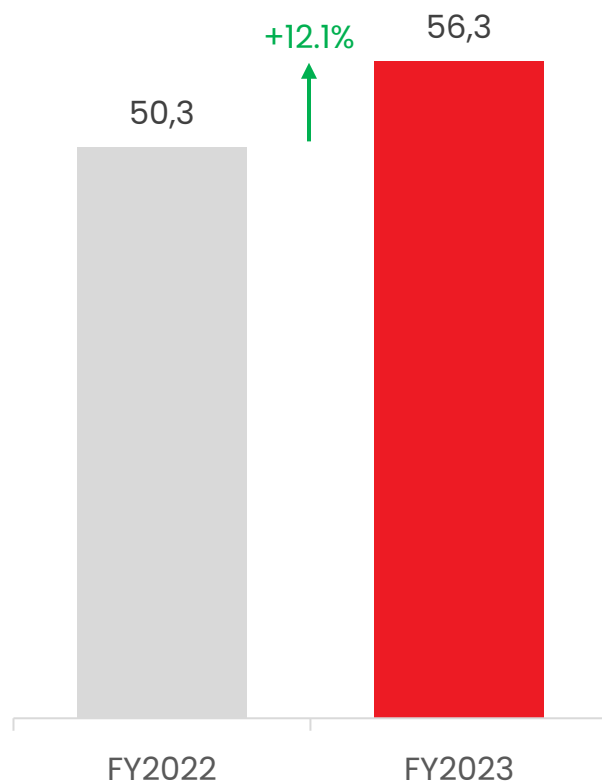


Main Site Locations

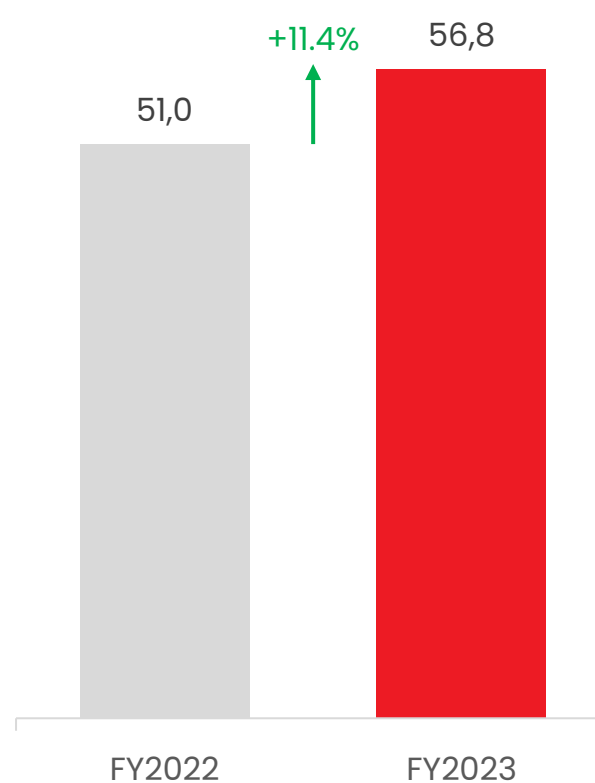


Operational Performance

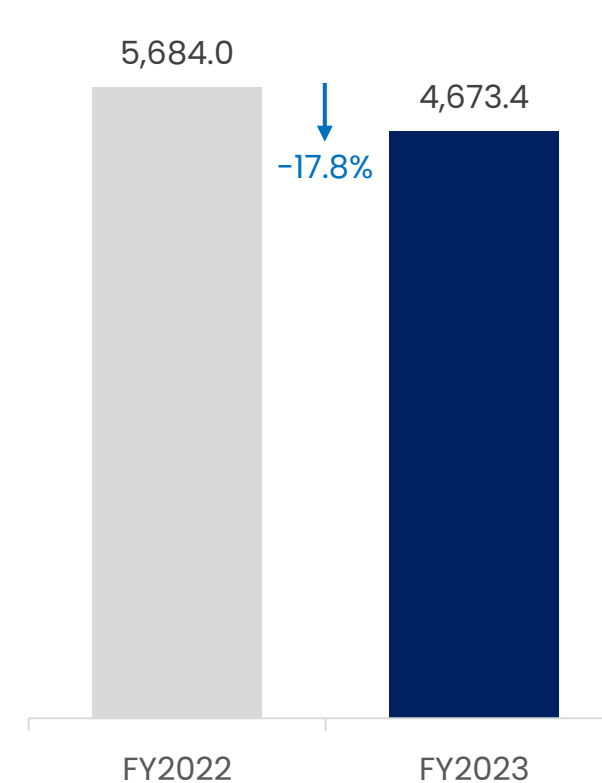
Production Volume
(million MT)



Sales Volume
(million MT)



Revenues
(million USD)

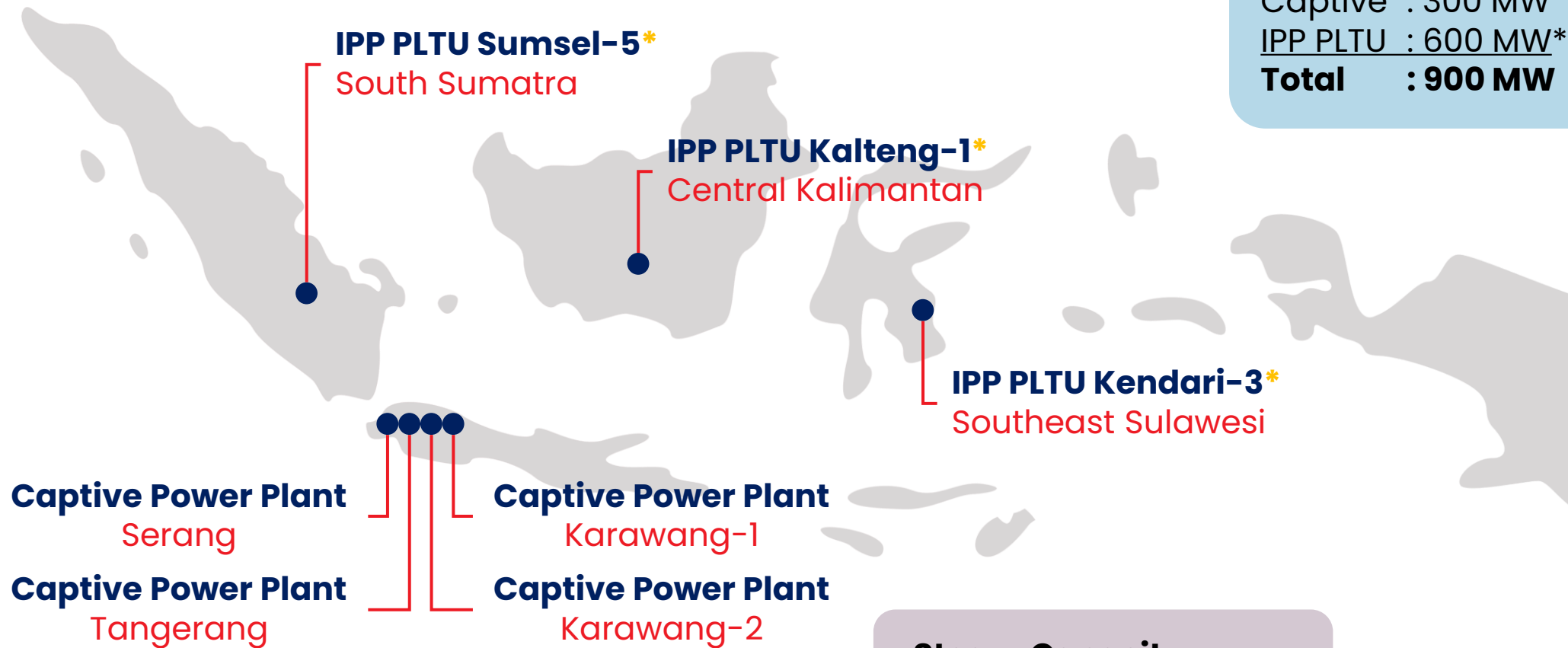




Power and Steam Generation



Power Plant Locations



Power Capacity
 Captive : 300 MW
 IPP PLTU : 600 MW*
Total : 900 MW

Steam Capacity
 Captive : 1,336 MT/hour

Note:
 *) Minority investment

Captive Plants Operations

Offtake

Electricity (million MWh)

1.4

-39.2%

0.9

FY2022

FY2023

Steam (million GJ)

13.1

-30.5%

9.1

FY2022

FY2023

Revenues (million USD)

48.4

-16.9%

40.2

FY2022

FY2023



Fertilizer and Chemical Trading



Operational Performance

Sales Volume

Fertilizer (thousand MT)

+57.3.4%
243.0

154.5

FY2022

FY2023

Chemical (thousand MT)

+23.9%
147.6

119.2

FY2022

FY2023

Pesticide (thousand kL)

+12.3%
4,949.9

4,406.0

FY2022

FY2023

Revenues (million USD)

+32.9%
208.2

156.7

FY2022

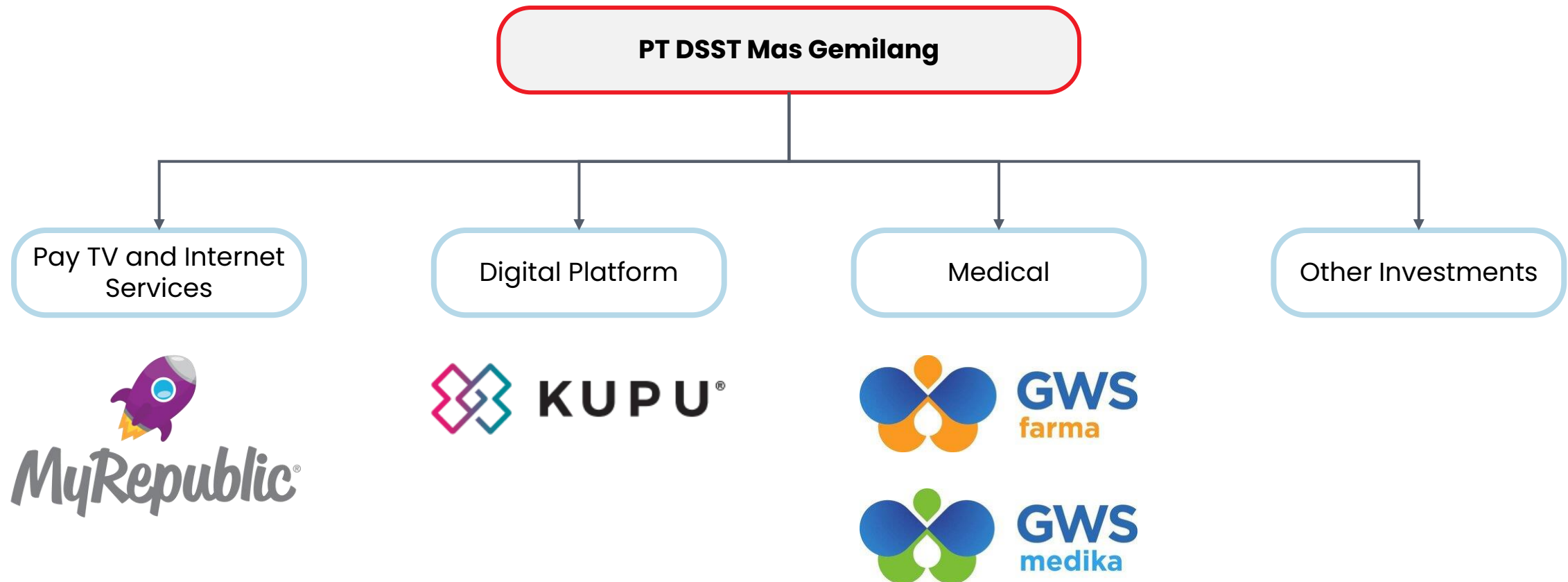
FY2023



Technology



Technology Business



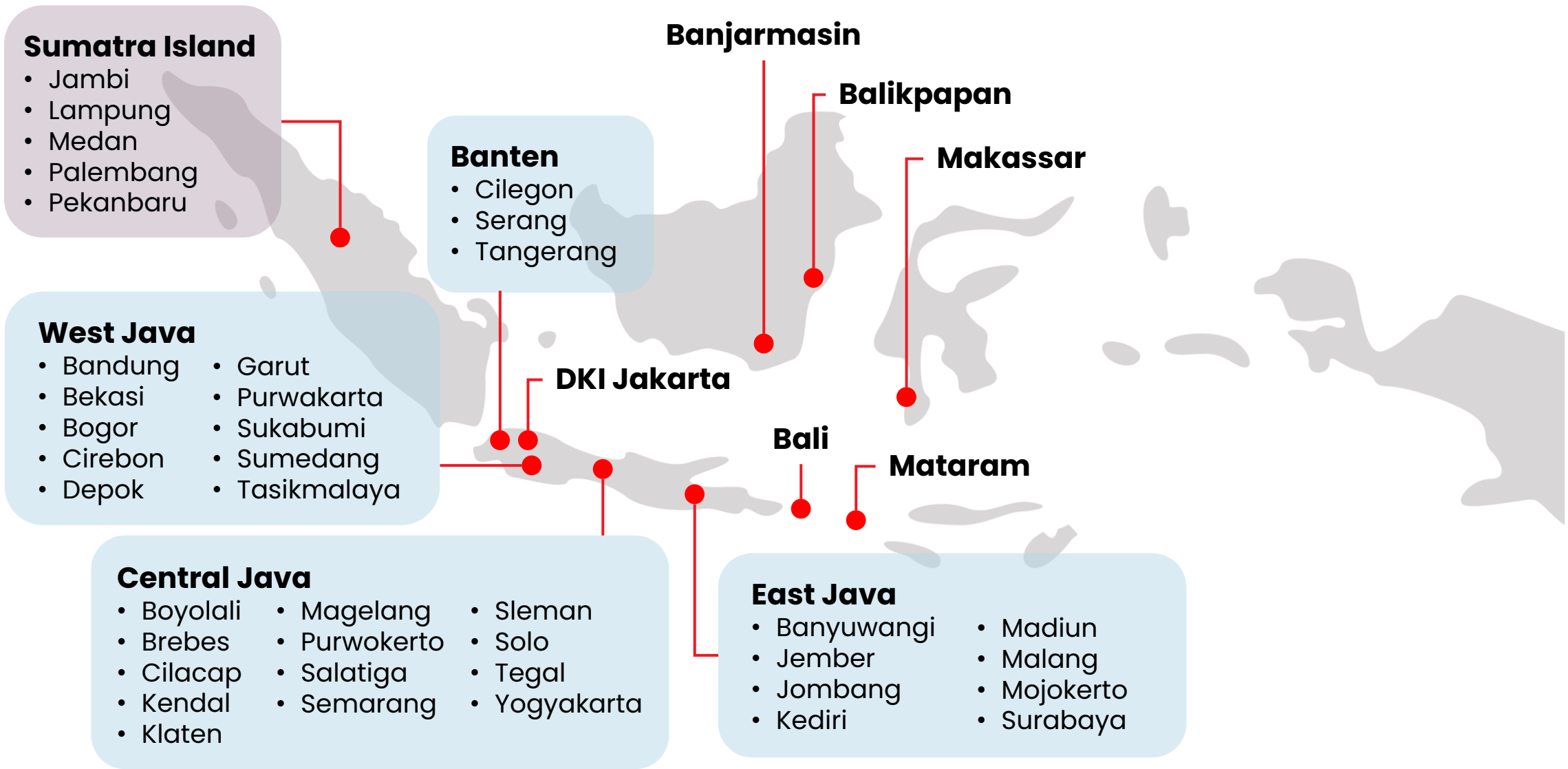
Pay TV and Internet Services



MyRepublic Indonesia is a provider of fiber optic internet and subscription TV services that offers solutions for the internet and entertainment needs of our customers in Indonesia.

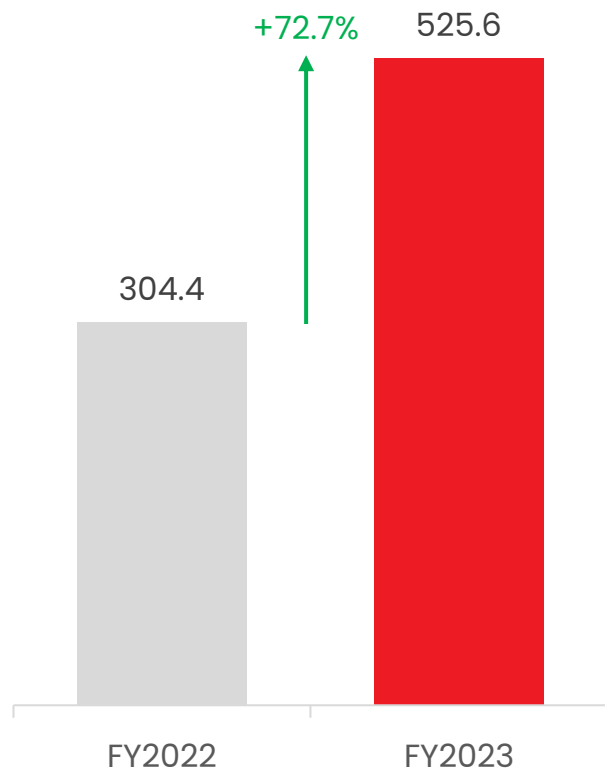


MyRepublic's Service Areas

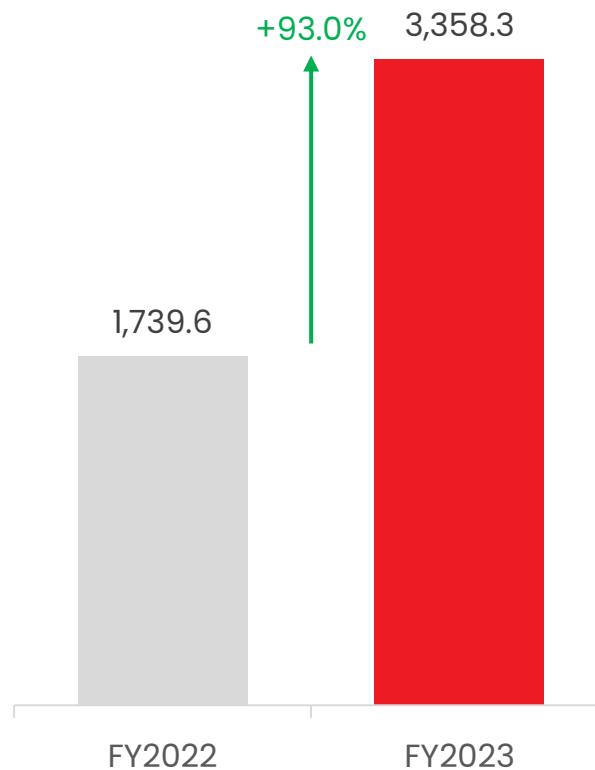


MyRepublic's Performance

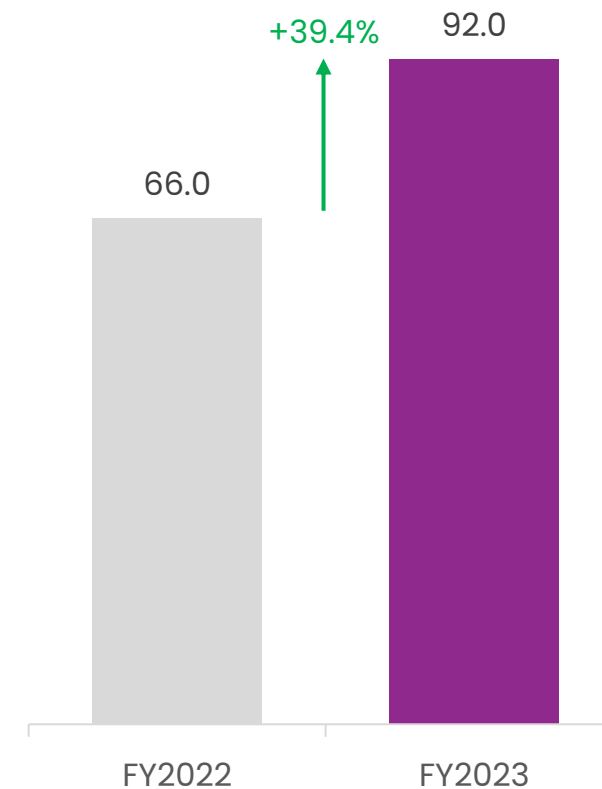
Subscribers
(thousand people)



Homepass
(thousand home-passes)



Revenues
(million USD)

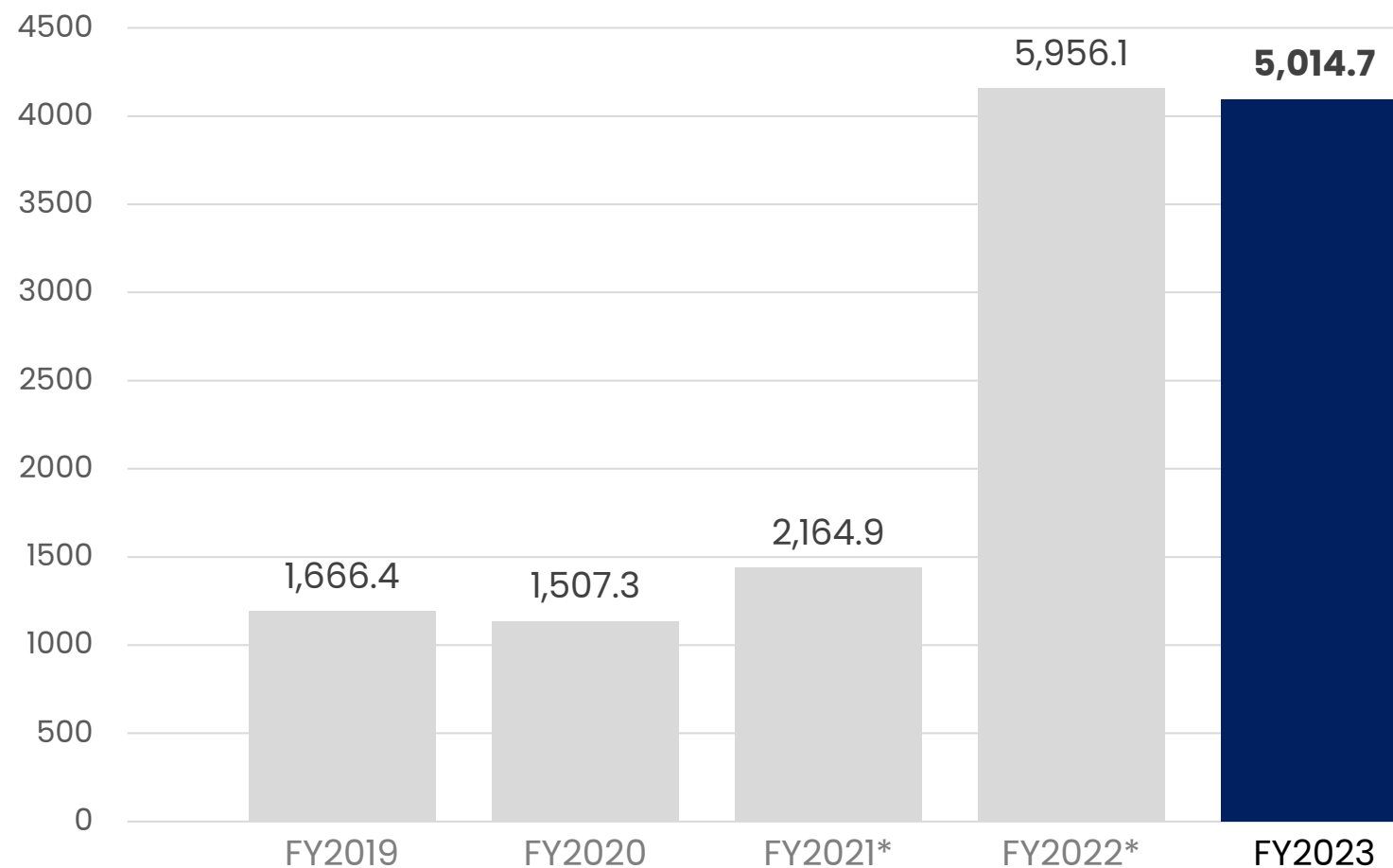


Agenda

- COMPANY OVERVIEW
- OPERATIONAL REVIEW FY2023
- **FINANCIAL REVIEW FY2023**
- BUSINESS STRATEGY
- CORPORATE GOVERNANCE
CORPORATE SOCIAL AND ENVIRONMENTAL RESPONSIBILITY
AWARDS



Consolidated Revenues (million USD)



*) restated

The Company recorded a decrease in revenue of 15.8% y-o-y in 2023, which was mainly due to a decrease in income from the coal business due to a decrease in the average selling price of coal.

Financial Highlight

	FY2022* (million USD)	FY2023 (million USD)	Changes
Gross Profit	2,638.0	2,072.3	-21.4%
Operating Profit	1,777.1	1,254.8	-29.4%
Profit Before Tax	1,600.3	1,181.1	-26.2%
Profit for the Period	1,298.2	865.3	-33.3%

	FY2022* (million USD)	FY2023 (million USD)	Changes
Current Assets	2,263.8	1,382.0	-38.9%
Noncurrent Assets	4,233.4	1,679.8	-60.3%
Total Assets	6,497.2	3,062.5	-52.9%
Current Liabilities	1,667.4	825.7	-50.5%
Noncurrent Liabilities	1,771.8	516.8	-70.8%
Total Liabilities	3,439.2	1,343.5	-60.9%
Total Equity	3,058.0	1,720.1	-43.8%

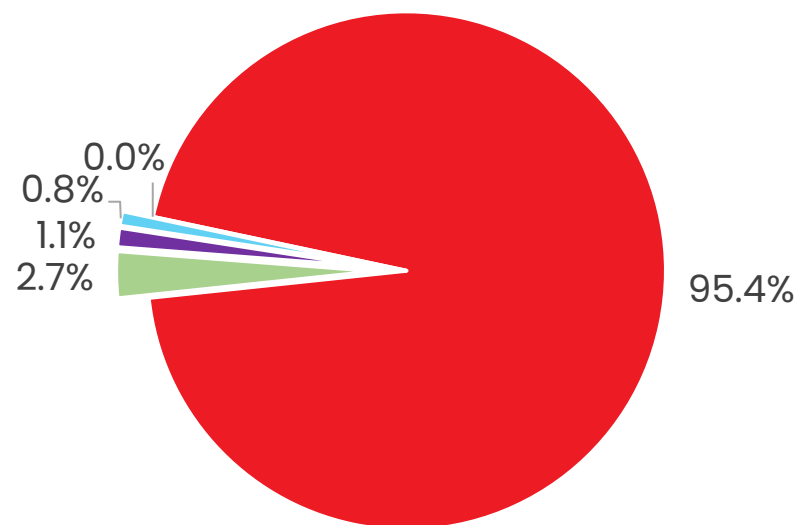
*) restated

Financial Ratios

	FY2022	FY2023
Current Ratio	135.8%	167.5%
Liabilities to Equity Ratio	112.5%	78.1%
Liabilities to Assets Ratio	52.9%	43.9%
Return on Assets	20.0%	28.3%
Return on Equity	42.5%	50.3%
Gross Profit Margin	44.3%	41.3%

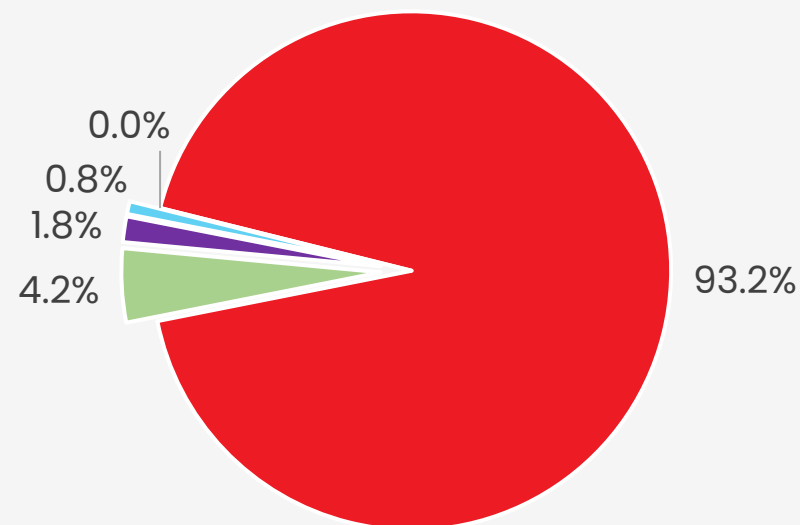
Revenue Distribution

FY2022



- Coal Mining and Trading
- Fertilizer and Chemical Trading
- Multimedia
- Power and Steam Generation
- Others

FY2023



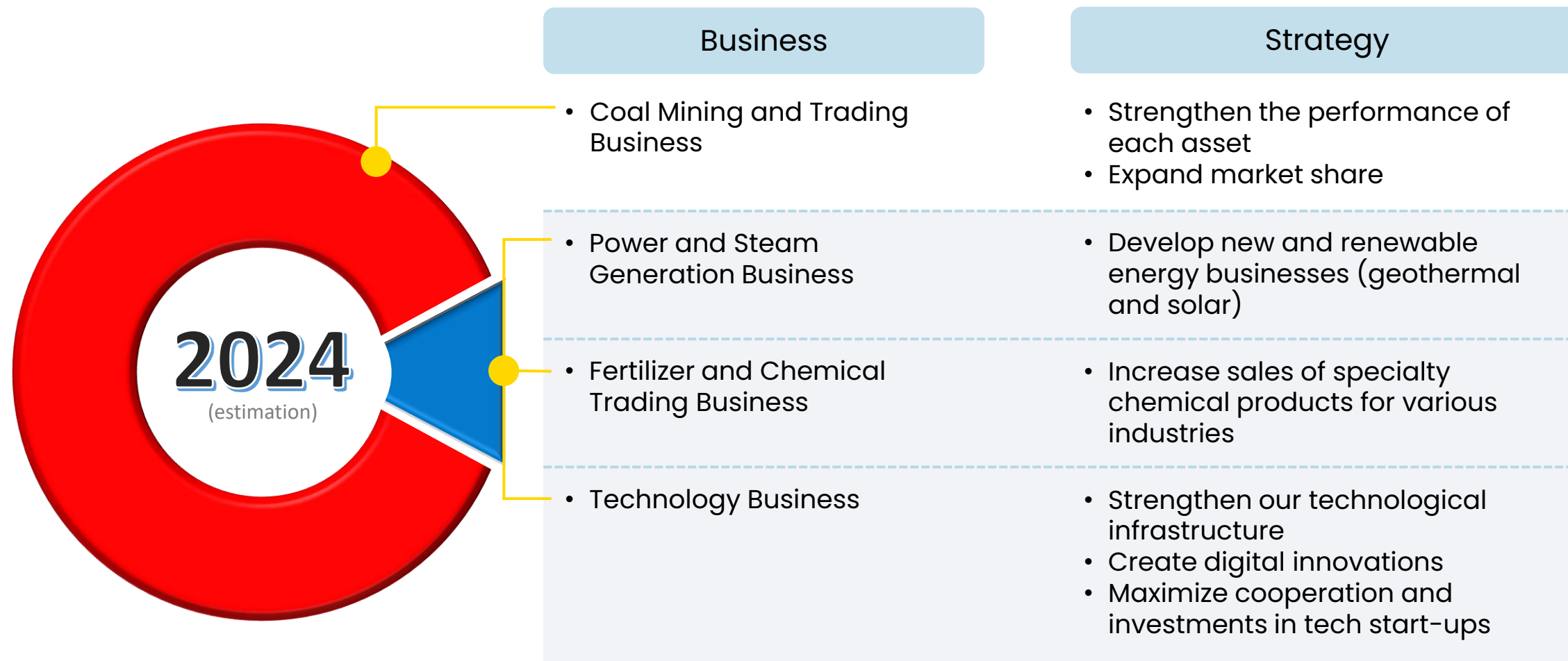
- Coal Mining and Trading
- Fertilizer and Chemical Trading
- Multimedia
- Power and Steam Generation
- Others

Agenda

- COMPANY OVERVIEW
- OPERATIONAL REVIEW FY2023
- FINANCIAL REVIEW FY2023
- **BUSINESS STRATEGY**
- CORPORATE GOVERNANCE
CORPORATE SOCIAL AND ENVIRONMENTAL RESPONSIBILITY
AWARDS



Business Strategy



Agenda

- COMPANY OVERVIEW
- OPERATIONAL REVIEW FY2023
- FINANCIAL REVIEW FY2023
- BUSINESS STRATEGY

CORPORATE GOVERNANCE
CORPORATE SOCIAL AND ENVIRONMENTAL RESPONSIBILITY
AWARDS





Corporate Governance



Boards of the Company

Board of Commissioners



Franky Oesman Widjaja
President Commissioner



Evita Herawati Legowo
Independent Commissioner



Robert Arthur Simanjuntak
Independent Commissioner



F.X. Sutijastoto
Independent Commissioner



Hendrikus Passagi
Independent Commissioner

Board of Directors



Lay Krisnan Cahya
President Director



Lokita Prasetya
Vice President Director



Hermawan Tarjono
Director



Handhianto S. Kentjono
Director



Daniel Cahya
Director



Alex Sutanto
Director

Committees of the Company

Audit Committee



Hendrikus Passagi
Chairperson



F.X. Sutijastoto
Member



Michell Suharli
Member

Nomination & Remuneration Committee



Robert Arthur Simanjuntak
Chairperson



Franky O. Widjaja
Member



Susi Susantijo
Member

Risk Management Committee



F.X. Sutijastoto
Chairperson



Evita H. Legowo
Member



Hendrikus Passagi
Member

Meetings

Until December 31, 2023, the Company had conducted the following meetings:

1x Annual GMS	1x Extraordinary GMS	7x BOC Meeting	22x BOD Meeting
7x Audit Committee Meeting	6x Nomination & Remuneration Committee Meeting	4x Risk Management Committee Meeting	6x Joint Meeting

The Company has reported its financial and non-financial information transparently through the Company's website www.dssa.co.id and IDX website www.idx.co.id



Environmental and Social Responsibility



Environmental and Social Responsibility



PT Barasentosa Lestari ("BSL"), a subsidiary, held an occupational safety and health briefing in SMAN 3 Muratara Lokal Jauh Pauh



BSL repaired the road connecting Batu Kucing Village, Pauh Village, dan Tebing Tinggi Village



BSL provided free health examination and treatment, in collaboration with local public health center

Environmental and Social Responsibility



PT Borneo Indobara ("BIB"), a subsidiary, build the Ziyadatul Abrar Floating Mosque



BIB built a Street Food Area for the local micro, small, and medium enterprises

Environmental and Social Responsibility



BIB carried out a computer training program to enhance the skills of local communities



BIB carried out a sewing training as part of its local women's development program



Awards



Awards



June 2023

Corporate Emission Reduction Transparency 2023
GREEN Category
 Corporate Emission Calculation Transparency 2023
GOLD Category



August 2023

SWA
 100 Indonesia's Best
 Wealth Creators 2023



August 2023

Fortune Indonesia
 100 Indonesia's Biggest
 Companies
Ranked 15

Awards



The 12th IICD Award

Top 50 Big Capitalization Public Listed Company


Best Disclosure and Transparency



The 13th IICD Award

Top 50 Mid Capitalization Public Listed Company

Best Overall



The 14th IICD Award

Top 50 Big Capitalization Public Listed Company

Best Equitable Treatment of Shareholders

September 2023

Thank You

PT DIAN SWASTATIKA SENTOSA TBK

30 March 2024

